



## Installation Guide

# ONESEAL

### Multi-fit wall penetration seal

OneSeal is a unique multi-fit system providing air and water resistance for pipes and cables. OneSeal is simple to install, extremely airtight and provides high strength adhesion to a wide range of substrates.

Remove the guesswork and be sure that you'll always have the right size for the job.



# Installation Guide

## Product usage

OneSeal seals are installed directly on the building underlay and do not require any special tools. OneSeal seals come with self-adhesive and installed without any need for sealing, glue, jointing or tape.

## Application Method

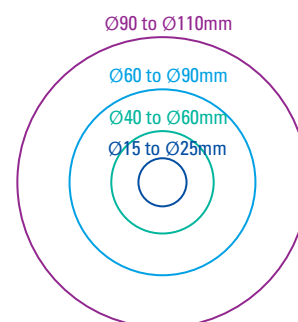

See step by step illustrated installation guide below.

- Surfaces to be clean and sound, dust-free and dry prior adhesion.
- Ensure the correct size opening is selected, see size table. The pipe or cable must be a tight fit in the pre-notched hole.
- Care to be taken when removing the required section to prevent damage to the seal.
- Install in a diamond pattern to ensure ease of water run-off.
- Due to the high strength adhesive ensure correct positioning prior to adhering to the surface.
- Installation temperatures from  $-10^{\circ}\text{C}$ .

**Application Tip:** Rectangular penetrations must be sealed using tape between the pipe and seal.

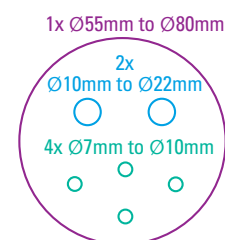
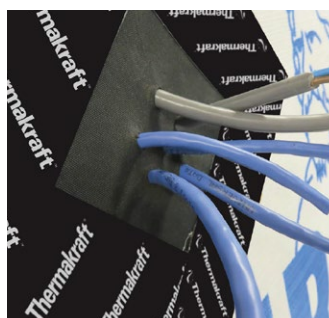
## Sizes

**Pipe Seals:** Four pre-notched rings for pipes sized from 15mm to 110mm diameter.



**Cable Seals:** Pre-notched holes to accommodate:

- 1 x 55mm to 80mm diameter trunking/conduit; OR
- 2 x 10mm to 22mm diameter cables; and
- 4 x 7mm to 10mm diameter cables.



Remove the required section, ensure the section is as per the sizing chart.



Tear once across the backing paper, place over the pipe or cable, and push to the underlay.



Position seals in a diamond shape. Take care to position the seal correctly.



From the pre torn section carefully peel back the backing and work onto the underlay.



Smooth all sides to ensure a strong adhesion.



Installation is complete.

## Handling and Storage

OneSeal Multi-fit Pipe and Cable Penetration Seals must be protected from damage and weather. They must be stored under cover in clean, dry conditions away from direct exposure to sunlight, heat or flame.

OneSeal Multi-fit Pipe and Cable Penetration Seals should not be removed from packaging until they are ready to use. Handling and storage of OneSeal Multi-fit Pipe and Cable Penetration Seals, whether on-site or off-site, is the responsibility of the installer. .

Thermakraft Australia Pty Ltd / 1800 960 338